

CS 343: Artificial Intelligence

Hidden Markov Models



Prof. Yuke Zhu — The University of Texas at Austin

Announcements

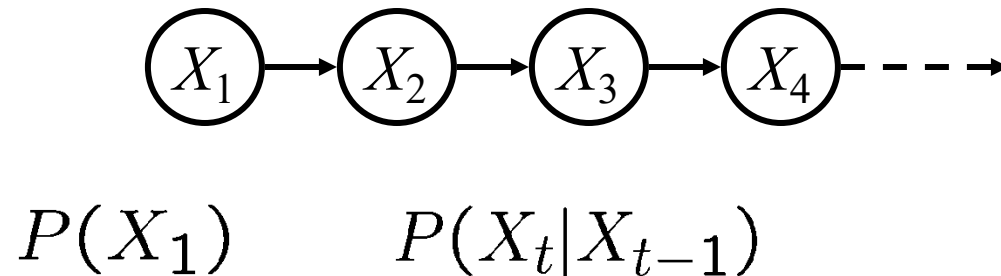
- Homework 4: Probability, Bayes Net
 - Due Monday 3/27 at 11:59 pm
- Programming 4: Bayes Nets
 - Due Wednesday 3/19 at 11:59 pm
- Homework 5: HMMs, Particle Filtering, Naive Bayes, ML Concepts
 - Due Monday 4/10 at 11:59 pm
 - Start early!
- Final Project: Capture the Flag Contest
 - Optional but with extra credits
 - Qualification Due: Wednesday 4/12, 11:59 pm
 - Tournament Due: Monday 4/17, 11:59 pm

Reasoning over Time or Space

- Often, we want to reason about a sequence of observations
 - Speech recognition
 - Robot localization
 - User attention
 - Medical monitoring
- Need to introduce time (or space) into our models

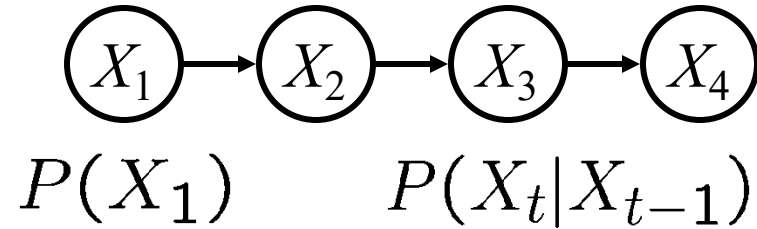
Markov Models

- Value of X at a given time is called the **state**



- Parameters: called **transition probabilities** or dynamics, specify how the state evolves over time (also, initial state probabilities)
- Stationarity assumption: transition probabilities the same at all times
- Same as MDP transition model, but no choice of action

Joint Distribution of a Markov Model



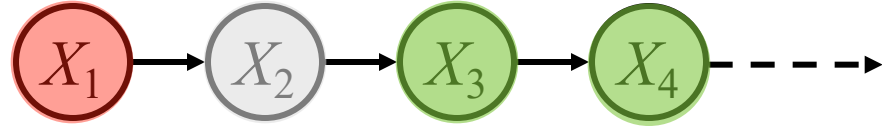
- Joint distribution:

$$P(X_1, X_2, X_3, X_4) = P(X_1)P(X_2|X_1)P(X_3|X_2)P(X_4|X_3)$$

- More generally:

$$\begin{aligned} P(X_1, X_2, \dots, X_T) &= P(X_1)P(X_2|X_1)P(X_3|X_2) \dots P(X_T|X_{T-1}) \\ &= P(X_1) \prod_{t=2}^T P(X_t|X_{t-1}) \end{aligned}$$

Implied Conditional Independencies



- We assumed: $X_3 \perp\!\!\!\perp X_1 \mid X_2$ and $X_4 \perp\!\!\!\perp X_1, X_2 \mid X_3$

- Do we also have $X_1 \perp\!\!\!\perp X_3, X_4 \mid X_2$?

- Yes! D-Separation

- Or, Proof:

$$\begin{aligned} P(X_1 \mid X_2, X_3, X_4) &= \frac{P(X_1, X_2, X_3, X_4)}{P(X_2, X_3, X_4)} \\ &= \frac{P(X_1)P(X_2 \mid X_1)P(X_3 \mid X_2)P(X_4 \mid X_3)}{\sum_{x_1} P(x_1)P(X_2 \mid x_1)P(X_3 \mid X_2)P(X_4 \mid X_3)} \\ &= \frac{P(X_1, X_2)}{P(X_2)} \\ &= P(X_1 \mid X_2) \end{aligned}$$

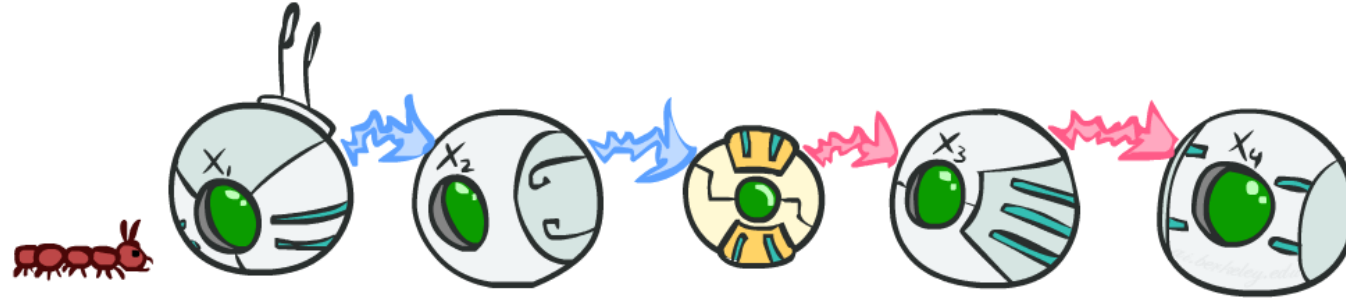
Markov Models Recap

- Explicit assumption for all t : $X_t \perp\!\!\!\perp X_1, \dots, X_{t-2} \mid X_{t-1}$
- Consequence, joint distribution can be written as:

$$\begin{aligned} P(X_1, X_2, \dots, X_T) &= P(X_1)P(X_2|X_1)P(X_3|X_2) \dots P(X_T|X_{T-1}) \\ &= P(X_1) \prod_{t=2}^T P(X_t|X_{t-1}) \end{aligned}$$

- Implied conditional independencies:
 - Past variables independent of future variables given the present
i.e., if $t_1 < t_2 < t_3$ or $t_1 > t_2 > t_3$ then: $X_{t_1} \perp\!\!\!\perp X_{t_3} \mid X_{t_2}$
- Additional explicit assumption: $P(X_t \mid X_{t-1})$ is the same for all t


Conditional Independence



- **Basic conditional independence:**
 - Past and future independent given the present
 - Each time step only depends on the previous
 - This is the (first order) Markov property (remember MDPs?)
- **Note that the chain is just a (growable) BN**
 - We can always use generic BN reasoning on it if we truncate the chain at a fixed length

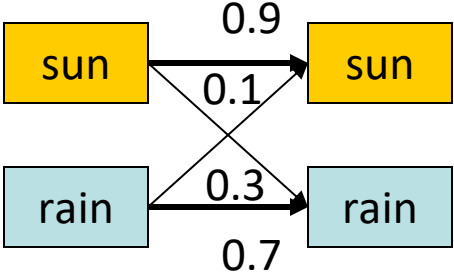
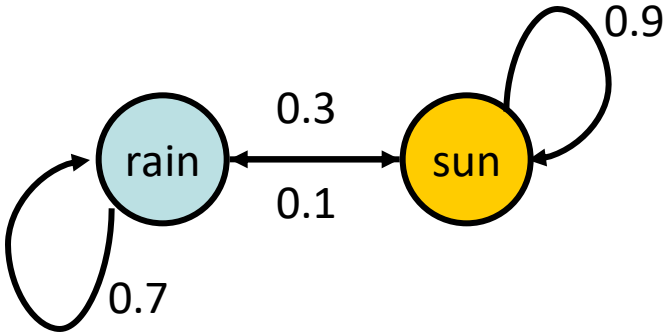
Example Markov Chain: Weather

- States: $X = \{\text{rain, sun}\}$
- Initial distribution: 1.0 sun
- CPT $P(X_t | X_{t-1})$:



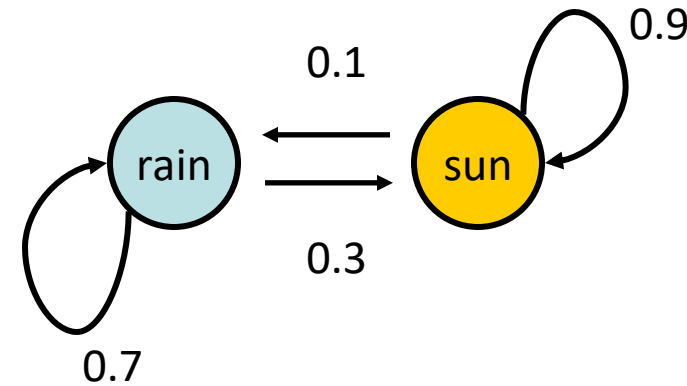
Two new ways of representing the same CPT

X_{t-1}	X_t	$P(X_t X_{t-1})$
sun	sun	0.9
sun	rain	0.1
rain	sun	0.3
rain	rain	0.7



Example Markov Chain: Weather

- Initial distribution: 0.6 sun / 0.4 rain

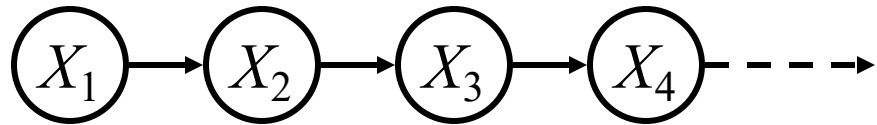


- What is the probability distribution after one step?

$$\begin{aligned} P(X_2 = \text{sun}) &= P(X_2 = \text{sun} | X_1 = \text{sun})P(X_1 = \text{sun}) + \\ &P(X_2 = \text{sun} | X_1 = \text{rain})P(X_1 = \text{rain}) \\ &= 0.9 * 0.6 + 0.3 * 0.4 = 0.66 \end{aligned}$$

Mini-Forward Algorithm


- Question: What's $P(X)$ on some day t ?



$P(x_1)$ = known

$$P(x_t) = \sum_{x_{t-1}} P(x_{t-1}, x_t)$$
$$= \sum_{x_{t-1}} P(x_t \mid x_{t-1})P(x_{t-1}) \leftarrow \text{Recursion}$$

\swarrow Forward simulation



Example Run of Mini-Forward Algorithm

- From initial observation of sun

$$\begin{array}{ccccc} \left\langle \begin{array}{c} 1.0 \\ 0.0 \end{array} \right\rangle & \left\langle \begin{array}{c} 0.9 \\ 0.1 \end{array} \right\rangle & \left\langle \begin{array}{c} 0.84 \\ 0.16 \end{array} \right\rangle & \left\langle \begin{array}{c} 0.804 \\ 0.196 \end{array} \right\rangle & \longrightarrow & \left\langle \begin{array}{c} 0.75 \\ 0.25 \end{array} \right\rangle \\ P(X_1) & P(X_2) & P(X_3) & P(X_4) & & P(X_\infty) \end{array}$$

- From initial observation of rain

$$\begin{array}{ccccc} \left\langle \begin{array}{c} 0.0 \\ 1.0 \end{array} \right\rangle & \left\langle \begin{array}{c} 0.3 \\ 0.7 \end{array} \right\rangle & \left\langle \begin{array}{c} 0.48 \\ 0.52 \end{array} \right\rangle & \left\langle \begin{array}{c} 0.588 \\ 0.412 \end{array} \right\rangle & \longrightarrow & \left\langle \begin{array}{c} 0.75 \\ 0.25 \end{array} \right\rangle \\ P(X_1) & P(X_2) & P(X_3) & P(X_4) & & P(X_\infty) \end{array}$$

- From yet another initial distribution $P(X_1)$:

$$\begin{array}{ccc} \left\langle \begin{array}{c} p \\ 1-p \end{array} \right\rangle & \dots & \longrightarrow & \left\langle \begin{array}{c} 0.75 \\ 0.25 \end{array} \right\rangle \\ P(X_1) & & & P(X_\infty) \end{array}$$

Stationary Distributions

- For most chains:

- Influence of the initial distribution gets less and less over time.
- The distribution we end up in is independent of the initial distribution

- Stationary distribution:

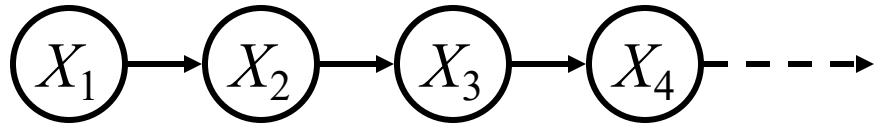
- The distribution we end up with is called the **stationary distribution** P_∞ of the chain
- It satisfies

$$P_\infty(X) = P_{\infty+1}(X) = \sum_x P(X|x)P_\infty(x)$$



Example: Stationary Distributions

- Question: What's $P(X)$ at time $t = \text{infinity}$?



Remember:

$$P_\infty(X) = P_{\infty+1}(X) = \sum_x P(X|x)P_\infty(x)$$

$$\text{Also: } P_\infty(\text{sun}) + P_\infty(\text{rain}) = 1$$

$$P_\infty(\text{sun}) = P(\text{sun}|\text{sun})P_\infty(\text{sun}) + P(\text{sun}|\text{rain})P_\infty(\text{rain})$$

$$P_\infty(\text{rain}) = P(\text{rain}|\text{sun})P_\infty(\text{sun}) + P(\text{rain}|\text{rain})P_\infty(\text{rain})$$

$$P_\infty(\text{sun}) = 0.9P_\infty(\text{sun}) + 0.3P_\infty(\text{rain})$$

$$P_\infty(\text{rain}) = 0.1P_\infty(\text{sun}) + 0.7P_\infty(\text{rain})$$

$$P_\infty(\text{sun}) = 3P_\infty(\text{rain})$$

$$P_\infty(\text{rain}) = 1/3P_\infty(\text{sun})$$

$$\text{Also: } P_\infty(\text{sun}) + P_\infty(\text{rain}) = 1$$



$$P_\infty(\text{sun}) = 3/4$$

$$P_\infty(\text{rain}) = 1/4$$

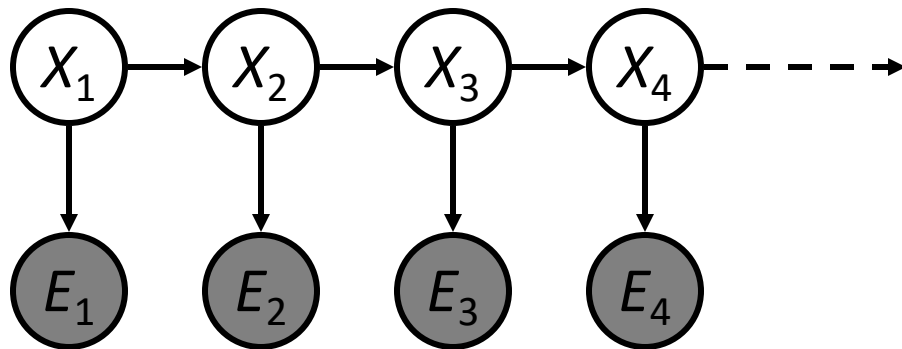
X_{t-1}	X_t	$P(X_t X_{t-1})$
sun	sun	0.9
sun	rain	0.1
rain	sun	0.3
rain	rain	0.7

Hidden Markov Models

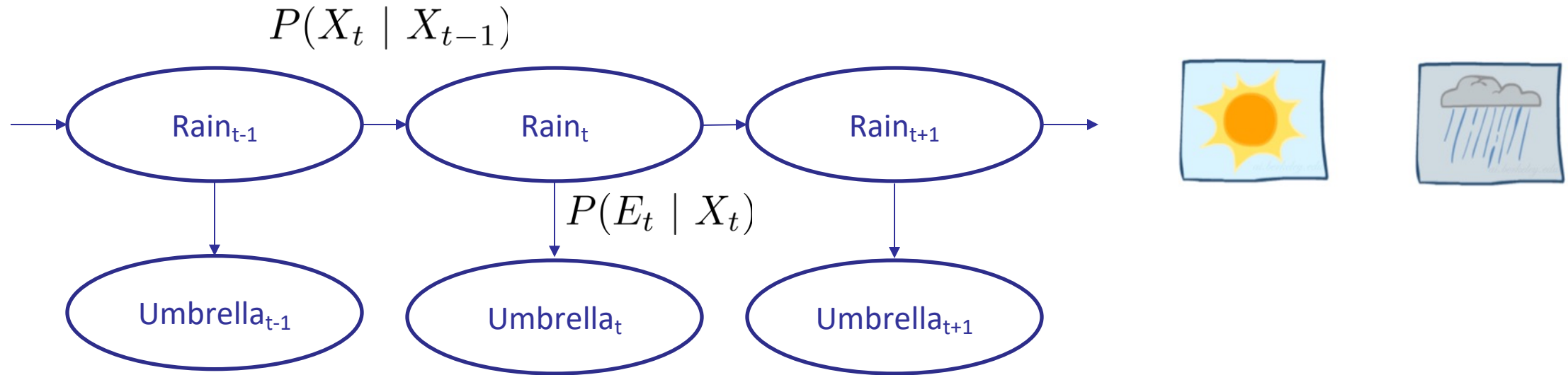


Hidden Markov Models

- Markov chains not so useful for most agents
 - Need observations to update your beliefs
- Hidden Markov models (HMMs)
 - Underlying Markov chain over states X
 - You observe outputs (effects) at each time step



Example: Weather HMM

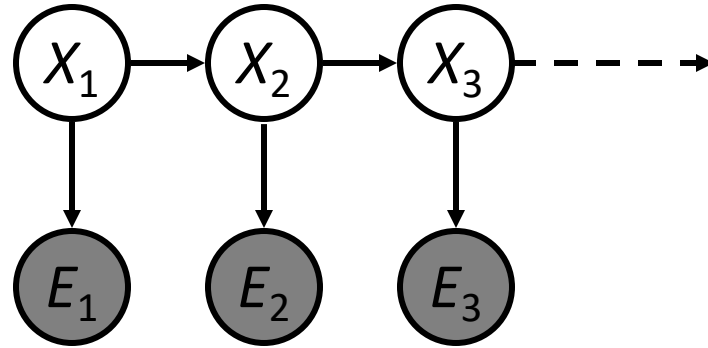


- An HMM is defined by:
 - Initial distribution: $P(X_1)$
 - Transitions: $P(X_t | X_{t-1})$
 - Emissions: $P(E_t | X_t)$

R_t	R_{t+1}	$P(R_{t+1} R_t)$
+r	+r	0.7
+r	-r	0.3
-r	+r	0.3
-r	-r	0.7

R_t	U_t	$P(U_t R_t)$
+r	+u	0.9
+r	-u	0.1
-r	+u	0.2
-r	-u	0.8

Joint Distribution of an HMM



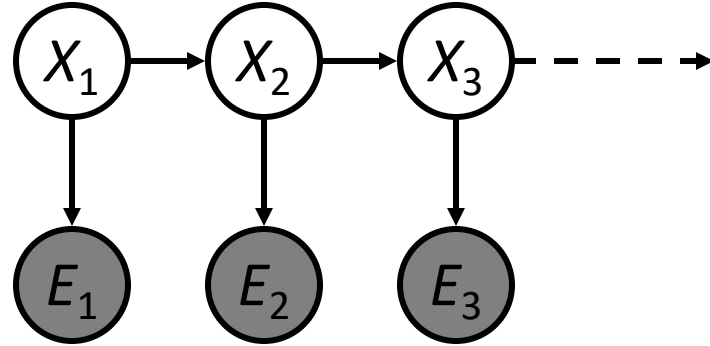
- Joint distribution:

$$P(X_1, E_1, X_2, E_2, X_3, E_3) = P(X_1)P(E_1|X_1)P(X_2|X_1)P(E_2|X_2)P(X_3|X_2)P(E_3|X_3)$$

- More generally:

$$P(X_1, E_1, \dots, X_T, E_T) = P(X_1)P(E_1|X_1) \prod_{t=2}^T P(X_t|X_{t-1})P(E_t|X_t)$$

Implied Conditional Independencies



- Many implied conditional independencies, e.g.,

$$E_1 \perp\!\!\!\perp X_2, E_2, X_3, E_3 \mid X_1$$

- To prove them
 - Approach 1: follow similar (algebraic) approach to what we did for Markov models
 - Approach 2: D-Separation

Real HMM Examples

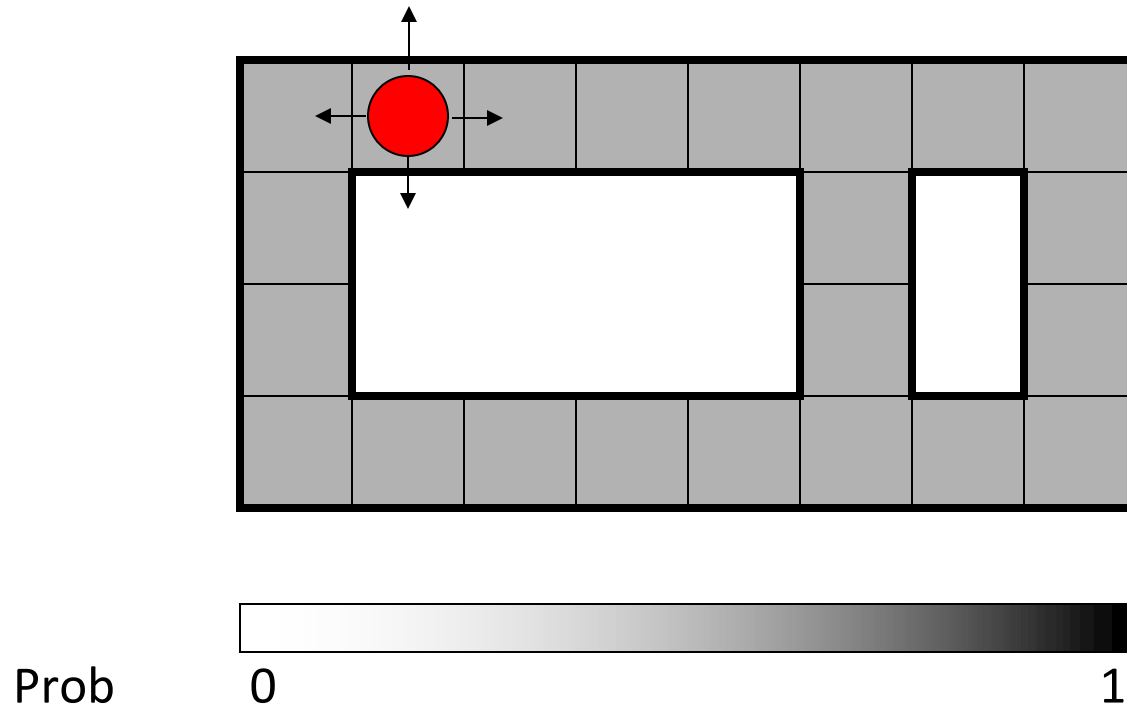
- **Speech recognition HMMs:**
 - Observations are acoustic signals (continuous valued)
 - States are specific positions in specific words (so, tens of thousands)
- **Machine translation HMMs:**
 - Observations are words (tens of thousands)
 - States are translation options
- **Robot tracking:**
 - Observations are range readings (continuous)
 - States are positions on a map (continuous)

Filtering / Monitoring

- Filtering, or monitoring, is the task of tracking the distribution $B_t(X) = P_t(X_t \mid e_1, \dots, e_t)$ (the belief state) over time
- We start with $B_1(X)$ in an initial setting, usually uniform
- As time passes, or we get observations, we update $B(X)$
- The Kalman filter was invented in the 60's and first implemented as a method of trajectory estimation for the Apollo program

Example: Robot Localization

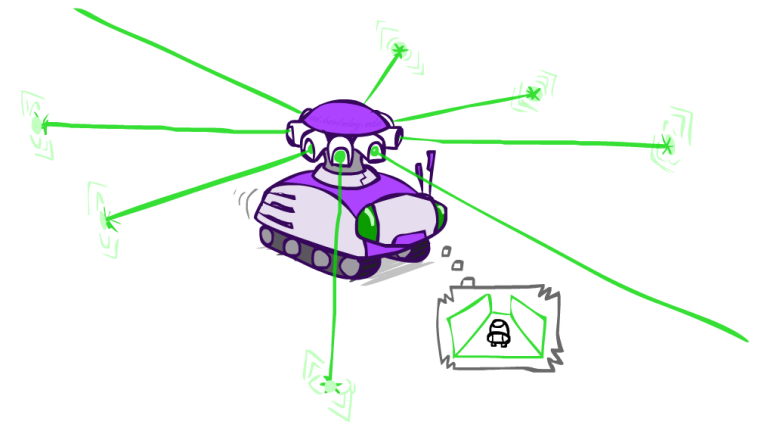
Example from
Michael Pfeiffer



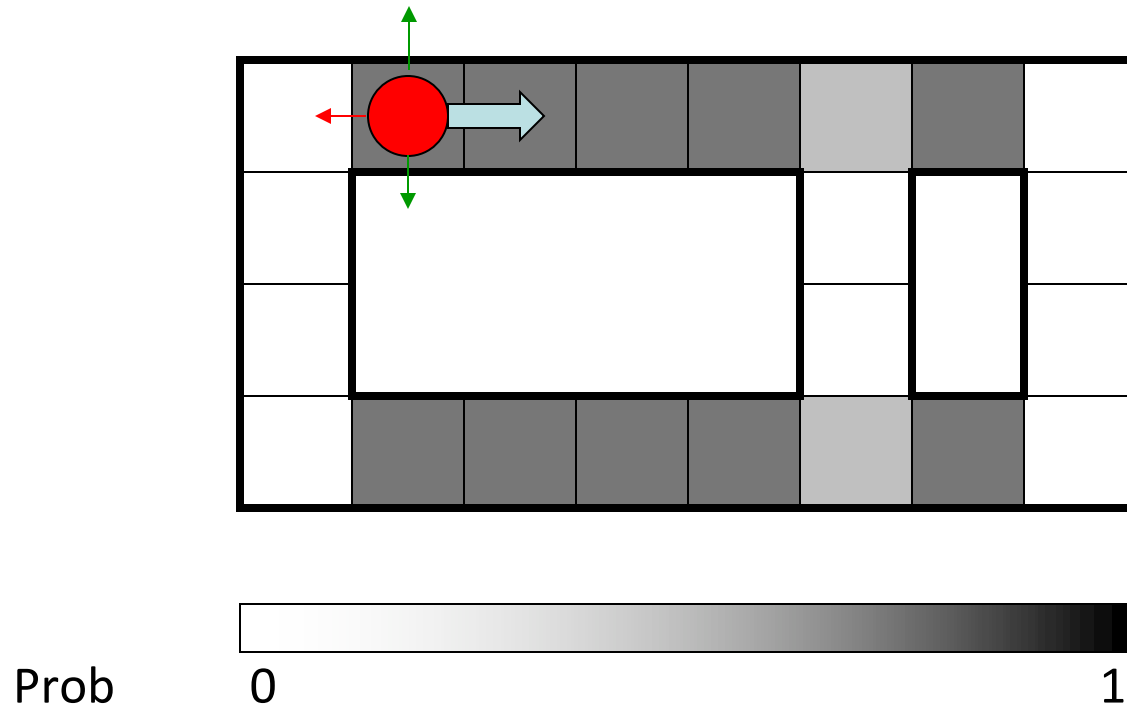
t=0

Sensor model: can read in which directions there is a wall, never more than 1 mistake

Motion model: may not execute action with small prob.

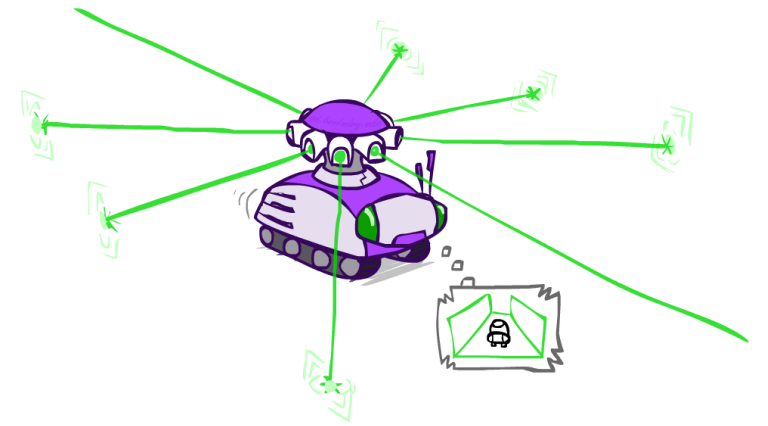


Example: Robot Localization

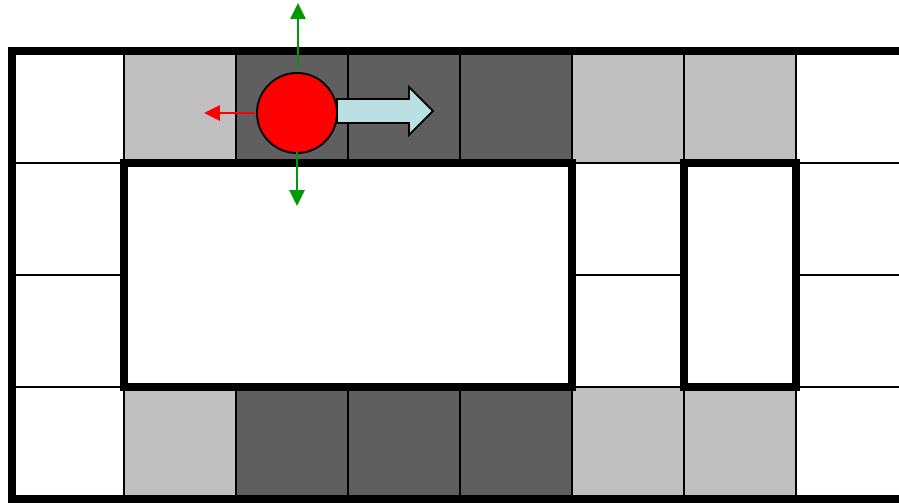


t=1

Lighter grey: was possible to get the reading, but less likely b/c required 1 mistake



Example: Robot Localization

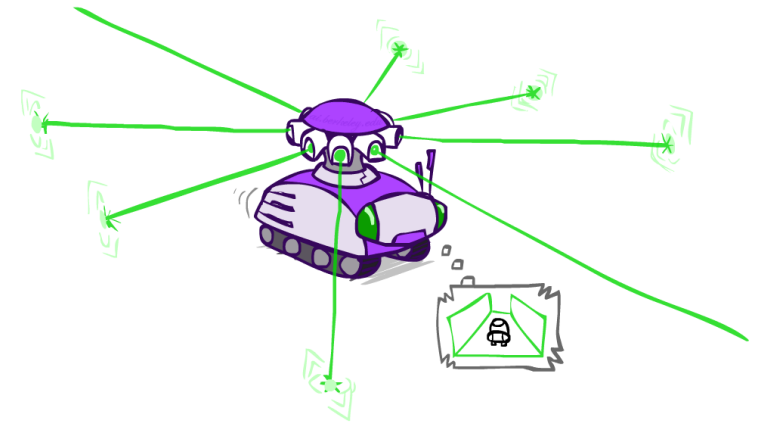


Prob

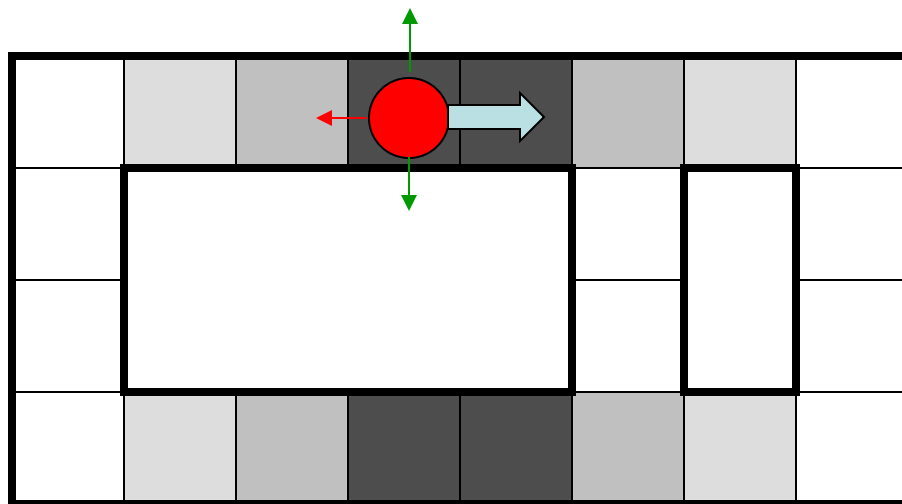
0

1

t=2



Example: Robot Localization

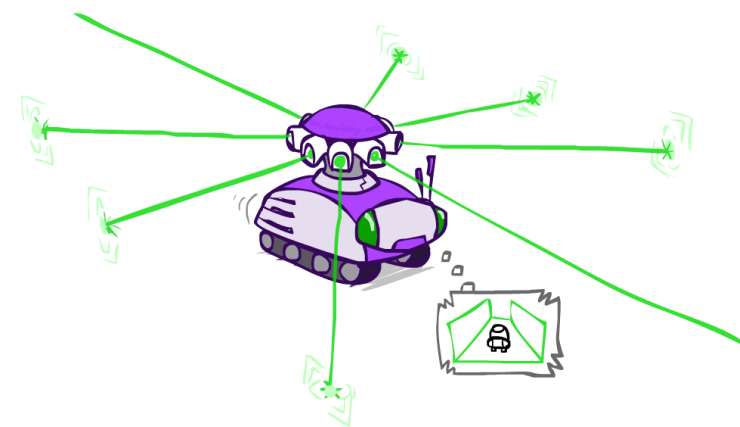


Prob

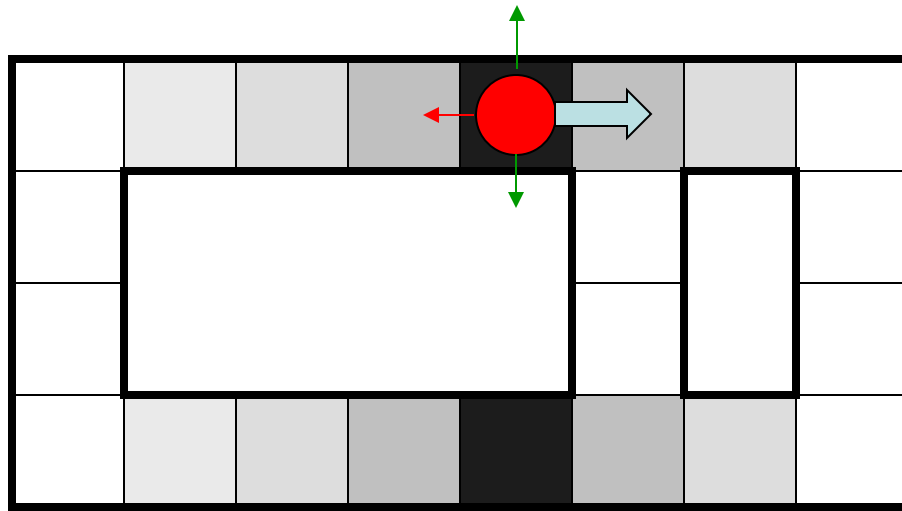
0

1

t=3



Example: Robot Localization

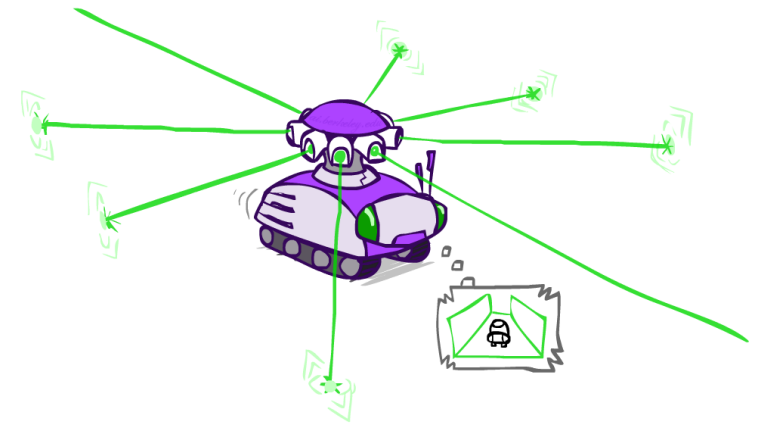


Prob

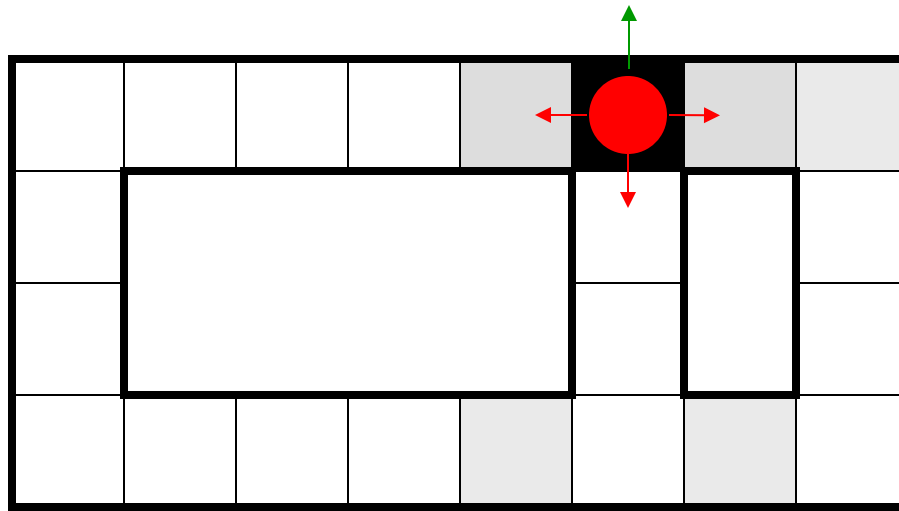
0

1

$t=4$



Example: Robot Localization

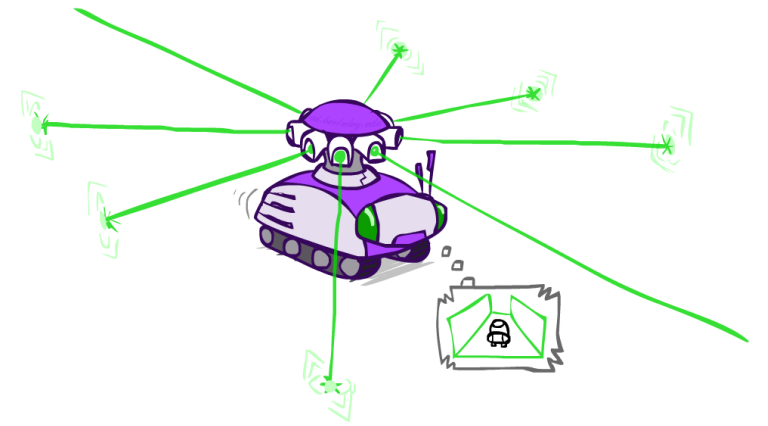


Prob

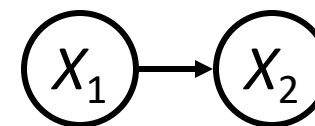
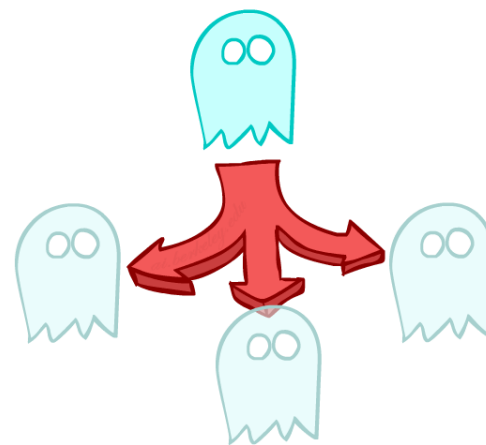
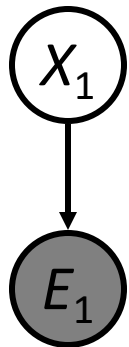
0

1

t=5



Inference: Base Cases



$$P(X_1|e_1)$$

$$\begin{aligned} P(x_1|e_1) &= P(x_1, e_1)/P(e_1) \\ &\propto_{X_1} P(x_1, e_1) \\ &= P(x_1)P(e_1|x_1) \end{aligned}$$

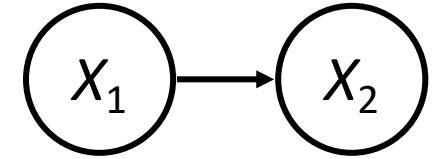
$$P(X_2)$$

$$\begin{aligned} P(x_2) &= \sum_{x_1} P(x_1, x_2) \\ &= \sum_{x_1} P(x_1)P(x_2|x_1) \end{aligned}$$

Passage of Time

- Assume we have current belief $P(X \mid \text{evidence to date})$

$$B(X_t) = P(X_t | e_{1:t})$$



- Then, after one time step passes:

$$\begin{aligned} P(X_{t+1} | e_{1:t}) &= \sum_{x_t} P(X_{t+1}, x_t | e_{1:t}) \\ &= \sum_{x_t} P(X_{t+1} | x_t, e_{1:t}) P(x_t | e_{1:t}) \\ &= \sum_{x_t} P(X_{t+1} | x_t) P(x_t | e_{1:t}) \end{aligned}$$

- Or compactly:

$$B'(X_{t+1}) = \sum_{x_t} P(X' | x_t) B(x_t)$$

- Basic idea: beliefs get “pushed” through the transitions
 - With the “B” notation, we have to be careful about what time step t the belief is about, and what evidence it includes

Example: Passage of Time

- As time passes, uncertainty “accumulates”

(Transition model: ghosts usually go clockwise)

<0.01	<0.01	<0.01	<0.01	<0.01	<0.01
<0.01	<0.01	<0.01	<0.01	<0.01	<0.01
<0.01	<0.01	1.00	<0.01	<0.01	<0.01
<0.01	<0.01	<0.01	<0.01	<0.01	<0.01



T = 1

<0.01	<0.01	<0.01	<0.01	<0.01	<0.01
<0.01	<0.01	0.06	<0.01	<0.01	<0.01
<0.01	0.76	0.06	0.06	<0.01	<0.01
<0.01	<0.01	0.06	<0.01	<0.01	<0.01

T = 2

0.05	0.01	0.05	<0.01	<0.01	<0.01
0.02	0.14	0.11	0.35	<0.01	<0.01
0.07	0.03	0.05	<0.01	0.03	<0.01
0.03	0.03	<0.01	<0.01	<0.01	<0.01

T = 5



Observation

- Assume we have current belief $P(X \mid \text{previous evidence})$:


$$B'(X_{t+1}) = P(X_{t+1} | e_{1:t})$$

- Then, after evidence comes in:

$$\begin{aligned} P(X_{t+1} | e_{1:t+1}) &= P(X_{t+1}, e_{t+1} | e_{1:t}) / P(e_{t+1} | e_{1:t}) \\ &\propto_{X_{t+1}} P(X_{t+1}, e_{t+1} | e_{1:t}) \\ &= P(e_{t+1} | e_{1:t}, X_{t+1}) P(X_{t+1} | e_{1:t}) \\ &= P(e_{t+1} | X_{t+1}) P(X_{t+1} | e_{1:t}) \end{aligned}$$

- Or, compactly:

$$B(X_{t+1}) \propto_{X_{t+1}} P(e_{t+1} | X_{t+1}) B'(X_{t+1})$$



- Basic idea: beliefs “reweighted” by likelihood of evidence
- Unlike passage of time, we have to renormalize

Example: Observation

- As we get observations, beliefs get reweighted, uncertainty “decreases”


0.05	0.01	0.05	<0.01	<0.01	<0.01
0.02	0.14	0.11	0.35	<0.01	<0.01
0.07	0.03	0.05	<0.01	0.03	<0.01
0.03	0.03	<0.01	<0.01	<0.01	<0.01

Before observation

<0.01	<0.01	<0.01	<0.01	0.02	<0.01
<0.01	<0.01	<0.01	0.83	0.02	<0.01
<0.01	<0.01	0.11	<0.01	<0.01	<0.01
<0.01	<0.01	<0.01	<0.01	<0.01	<0.01

After observation

$$B(X) \propto P(e|X)B'(X)$$



Putting it All Together: The Forward Algorithm

- We are given evidence at each time and want to know

$$B_t(X) = P(X_t|e_{1:t})$$

- We can derive the following updates

$$\begin{aligned} P(x_t|e_{1:t}) &\propto_X P(x_t, e_{1:t}) \\ &= \sum_{x_{t-1}} P(x_{t-1}, x_t, e_{1:t}) \\ &= \sum_{x_{t-1}} P(x_{t-1}, e_{1:t-1}) P(x_t|x_{t-1}) P(e_t|x_t) \\ &= P(e_t|x_t) \sum_{x_{t-1}} P(x_t|x_{t-1}) P(x_{t-1}, e_{1:t-1}) \end{aligned}$$

We can normalize as we go if we want to have $P(x|e)$ at each time step, or just once at the end...

Online Belief Updates

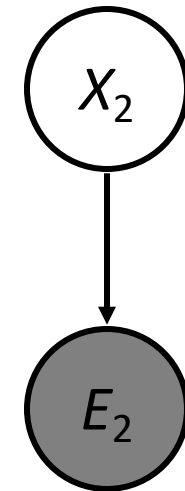
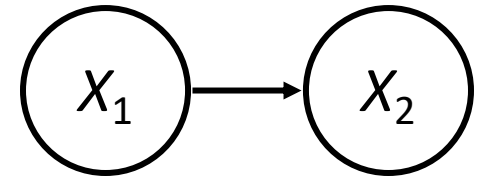
- Every time step, we start with current $P(X \mid \text{evidence})$
- We update for time:

$$P(x_t | e_{1:t-1}) = \sum_{x_{t-1}} P(x_{t-1} | e_{1:t-1}) \cdot P(x_t | x_{t-1})$$

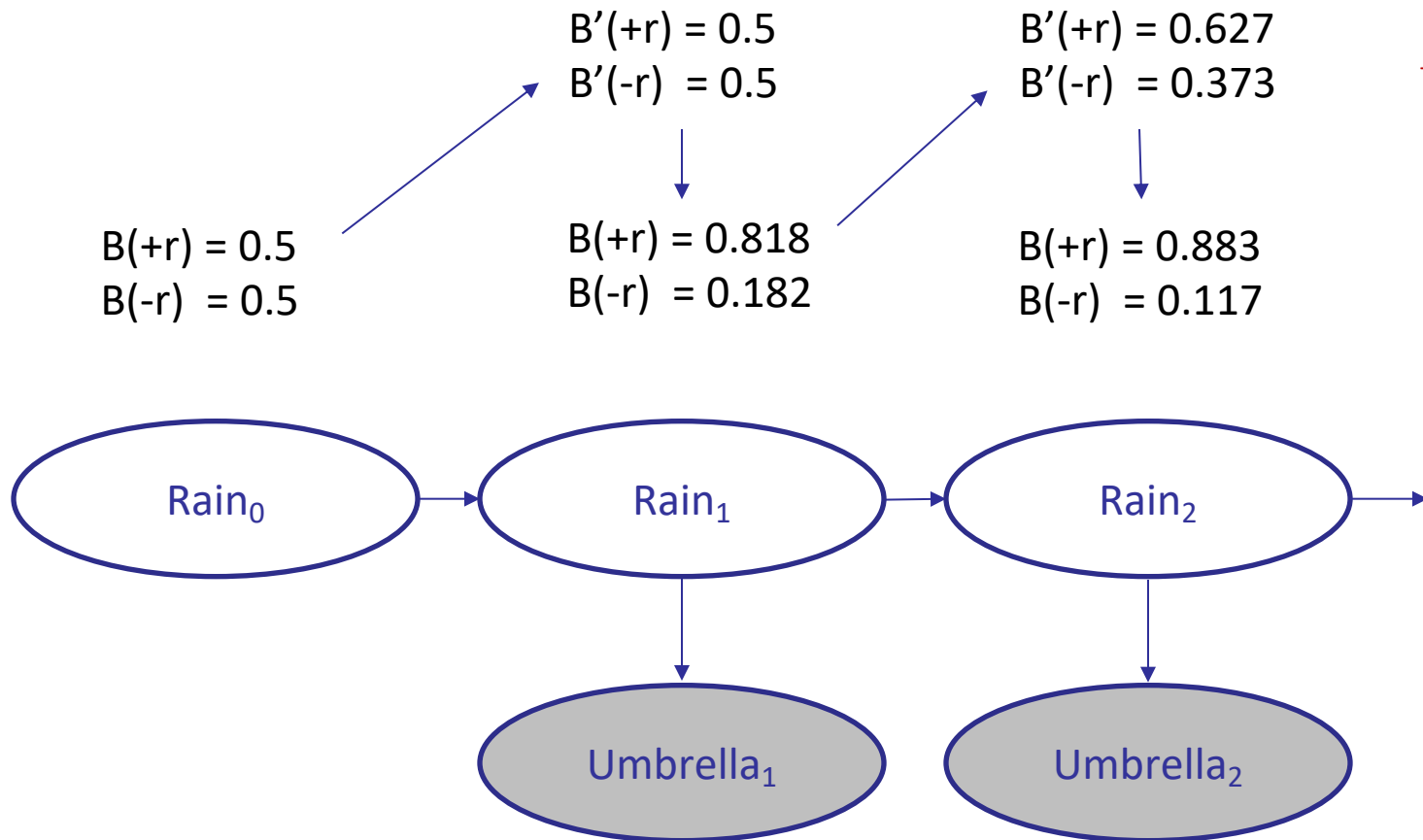
- We update for evidence:

$$P(x_t | e_{1:t}) \propto_X P(x_t | e_{1:t-1}) \cdot P(e_t | x_t)$$

- The forward algorithm does both at once (and doesn't normalize)



Example: Weather HMM



$$P(x_t | e_{1:t}) \propto_X P(x_t | e_{1:t-1}) \cdot P(e_t | x_t)$$

R_t	R_{t+1}	$P(R_{t+1} R_t)$
+r	+r	0.7
+r	-r	0.3
-r	+r	0.3
-r	-r	0.7

R_t	U_t	$P(U_t R_t)$
+r	+u	0.9
+r	-u	0.1
-r	+u	0.2
-r	-u	0.8

Exercises: Hidden Markov Models

Consider a Markov Model with a binary state X (i.e., X_t is either 0 or 1). The transition probabilities are given as follows:

X_t	X_{t+1}	$P(X_{t+1} X_t)$
0	0	0.9
0	1	0.1
1	0	0.5
1	1	0.5

- (a) (2 pt) The prior belief distribution over the initial state X_0 is uniform, i.e., $P(X_0 = 0) = P(X_0 = 1) = 0.5$. After one timestep, what is the new belief distribution, $P(X_1)$?

Exercises: Hidden Markov Models

Consider a Markov Model with a binary state X (i.e., X_t is either 0 or 1). The transition probabilities are given as follows:

X_t	X_{t+1}	$P(X_{t+1} X_t)$
0	0	0.9
0	1	0.1
1	0	0.5
1	1	0.5

Now, we incorporate sensor readings. The sensor model is parameterized by a number $\beta \in [0, 1]$:

X_t	E_t	$P(E_t X_t)$
0	0	β
0	1	$(1 - \beta)$
1	0	$(1 - \beta)$
1	1	β

- (b) (2 pt) At $t = 1$, we get the first sensor reading, $E_1 = 0$. Use your answer from part (a) to compute $P(X_1 = 0 | E_1 = 0)$. Leave your answer in terms of β .

Exercises: Hidden Markov Models

Consider a Markov Model with a binary state X (i.e., X_t is either 0 or 1). The transition probabilities are given as follows:

X_t	X_{t+1}	$P(X_{t+1} X_t)$
0	0	0.9
0	1	0.1
1	0	0.5
1	1	0.5

Now, we incorporate sensor readings. The sensor model is parameterized by a number $\beta \in [0, 1]$:

X_t	E_t	$P(E_t X_t)$
0	0	β
0	1	$(1 - \beta)$
1	0	$(1 - \beta)$
1	1	β

- (b) (2 pt) At $t = 1$, we get the first sensor reading, $E_1 = 0$. Use your answer from part (a) to compute $P(X_1 = 0 | E_1 = 0)$. Leave your answer in terms of β .
- (d) (2 pt) Unfortunately, the sensor breaks after just one reading, and we receive no further sensor information. Compute $P(X_\infty | E_1 = 0)$, the stationary distribution *very many* timesteps from now.

Next Time: Particle Filters
